



KAPPA ALPHA THETA

FOUNDATION

2023 Scholarship Application Guide

Each applicant is responsible for reading, understanding, and adhering to the following 2023 Scholarship Application Guide and all instructions outlined in the application. Failure to thoroughly follow all instructions may result in disqualification.

ABOUT THETA FOUNDATION SCHOLARSHIPS

Kappa Alpha Theta Foundation is proud to support college and alumnae members of Kappa Alpha Theta with merit-based and need-based scholarships for undergraduate and graduate study. The minimum scholarship amount is \$1,000, and funding is awarded each spring for use during the following academic year for tuition, course-related fees, and required textbooks and supplies. *Theta membership dues are not an eligible academic expense.*

In addition to the following eligibility guidelines, many scholarships are designated for candidates with certain qualifications. Available scholarships and criteria are outlined in the [A-Z Scholarship Listing](#) on Theta's website. Applicants do not have to select the individual scholarships for which they would like to apply. Rather, upon submitting the scholarship application, applicants are automatically considered for any scholarships for which they qualify. See the "Getting Started" section on page 3 of this guide for information about accessing the 2023 Scholarship Application.

APPLICANT ELIGIBILITY

GENERAL ELIGIBILITY - *All eligible applicants with complete applications and references' recommendation forms submitted by the application deadline will be considered for merit-based scholarships.*

To be eligible for Theta Foundation scholarships, you must be a college or alumna member of Kappa Alpha Theta in good standing with the Fraternity who will pursue an undergraduate or graduate degree during the 2023-2024 academic year.

- ◆ *Alumnae members do not have to be dues-paying members of the Fraternity or an alumnae chapter or circle.*
- ◆ *New members may apply but should be initiated by the application deadline. If you will not be initiated until after March 1, 2023, please contact Theta Foundation to verify your eligibility for scholarships.*
- ◆ *Members are limited to a lifetime maximum combined award amount of \$40,000 in Theta Foundation scholarships and grants.*

NEED-BASED SCHOLARSHIP ELIGIBILITY - *Need-based applicants with complete applications and references' recommendation forms submitted by the application deadline will be considered for both merit-based and need-based scholarships.*

To be eligible for need-based scholarships, you must be a college member who will pursue an undergraduate degree during the 2023-2024 academic year. Need-based applicants must demonstrate significant financial need according to Theta Foundation's calculation and must complete the NEED-BASED SCHOLARSHIP INFORMATION page of the application.

SCHOLARSHIP USES

All applicants must expect to have eligible academic expenses not fully funded by other scholarships or grants during the 2023-2024 academic year. Eligible academic expenses include tuition, course-related fees, and textbooks and supplies required for course enrollment.

- ◆ *Theta membership dues are not an eligible academic expense.*
- ◆ *Students may intend to pursue full-time or part-time enrollment.*
- ◆ *Unused scholarship funding must be returned to Theta Foundation and cannot be held for future use. Recipients cannot receive Foundation scholarship funding in the form of a financial aid refund.*

WHAT IF I DON'T ENROLL OR WON'T HAVE ELIGIBLE ACADEMIC EXPENSES?

If your plans to enroll in a degree-granting program or your ability to use a scholarship changes after submitting an application, please notify Theta Foundation's programs team immediately. Returned scholarships cannot be re-awarded, so please only apply if you expect to enroll in a degree-granting program and have eligible academic expenses.

2023 SCHOLARSHIP TIMELINE

January 4, 2023	Scholarship Application Opens	Available via Theta's website.
March 1, 2023 6 p.m. EST	Application Deadline	All applications and references' complete recommendation forms due via SmarterSelect.
May 5, 2023	Award Status Notifications	Award status notifications sent to the preferred email addresses on applicants' Theta Portal profiles.
May 31, 2023 11:59 p.m. EDT	Acceptance Deadline	Acceptance documents due from recipients notified on May 5.
June 2, 2023	Alternate Recipient Notifications	Alternate recipient notifications sent to the preferred email addresses on applicants' Theta Portal profiles.
June 11, 2023 11:59 p.m. EDT	Alternate Recipient Acceptance Deadline	Acceptance documents due from alternate recipients notified on June 2.
June 30, 2023	Disbursement	Scholarship funding disbursed; award packets mailed to recipients.

GETTING STARTED

OPEN YOUR APPLICATION

All applications and recommendations must be completed and submitted via SmarterSelect, a third-party online application and recommendation system. To open an application, navigate to Theta's [Apply for Scholarships & Grants page](#) and select the link for the 2023 Scholarship Application, which will redirect to www.smarterselect.com. Follow the instructions to create a SmarterSelect account or sign in using your existing account.

Carefully review all requirements after opening an application. You do not have to complete the application in one session and may save entered information and return later. To access your application after you have opened it, follow the link on Theta's website and select "Sign In" on the application landing page to log in, or navigate to www.smarterselect.com and log in with the email address and password you used to create your SmarterSelect account.

VERIFY OR UPDATE YOUR THETA PORTAL PROFILE

Theta Foundation will use the information on your Theta Portal profile to verify your membership and qualifications for designated scholarships and for correspondence during the award status notification process, so please be sure the information on your profile is accurate.

HOW DO I UPDATE THE CONTACT INFORMATION ON MY THETA PORTAL PROFILE?

- ◆ Navigate to Theta's website: www.kappaalphatheta.org. Click on Member Login in the top right-hand corner of the screen.
- ◆ Log in to Theta Portal using the instructions provided. If you have trouble logging in, please email support@chapterspot.com.
- ◆ After you have signed in, select "My Profile" from the drop-down menu in the top right-hand corner of the screen.
- ◆ You will be able to verify and/or update your contact information on the My Profile page. Please ensure that you click "Save" after making any changes.

PLEASE NOTE: SmarterSelect and programs staff will send automated emails and deadline reminders to the email address associated with your SmarterSelect account. However, Theta Foundation will send your award status notification to the preferred email address on your Theta Portal profile. To ensure you receive all communications related to your scholarship application, please make sure your Theta Portal profile and SmarterSelect account email addresses match.

REVIEW INSTRUCTIONS, TIPS, AND FAQs

After you have opened your Theta Foundation scholarship application, before you begin entering information, you should read all instructions to help you prepare for the process. The scholarship application and this guide outline all instructions required to successfully complete the application process.

GATHER INFORMATION

Locate all information you will need to complete the application, including, but not limited to:


- Kappa Alpha Theta Member ID*
- Current/most recent cumulative GPA
- Contact information for references
- Work experience information
- Non-Theta activities information
- Theta & Panhellenic service information
- Financial information (*for need-based applicants only*)

**If you don't yet have a Member ID, please see the Member ID section of the application for further instructions.*

HOW DO I FIND MY MEMBER ID?

If you are an initiated member of the Fraternity and have forgotten your Member ID, there are a few ways to obtain it:

- ◆ Check your member card.



- ◆ Log in to Theta Portal via Theta's website: www.kappaalphatheta.org. After you have signed in, select "My Profile" from the drop-down menu in the top right-hand corner of the screen. Your Member ID should be listed at the top of the My Profile page.
- ◆ If you're still having trouble retrieving your Member ID, please call Rachel Soll, programs manager, at 317-876-8593, ext. 1004, during normal business hours (8:30 a.m. – 4:30 p.m. Eastern Time, Monday through Friday). You may also email her at rsoll@kappaalphatheta.org, but you will only receive a response during published business hours.

APPLICATION TIPS & GUIDANCE

GET HELP WHEN YOU NEED IT

As you're working on your application, refer to the 2023 Scholarship Timeline on page 2 of this guide and the Resources section of the APPLICATION INFORMATION page of the application for details about resources available to help you. We also plan to hold various help sessions throughout the application period, outlined below:

February 3, 2023 12 p.m. (noon) EST	Scholarship Application Help Session Webinar	Get help completing your application: https://meet.goto.com/230862949 . For audio only, call 1-866-899-4679 and enter the access code 230-862-949.
February 10, 2023	Scholarship Application Instagram Q&A	Get answers to your questions via Instagram during our Q&A on February 10, 2023.
February 22, 2023 5 p.m. EST	Scholarship Application Help Session Webinar	Get help completing your application: https://meet.goto.com/610947853 . For audio only, call 1-877-309 2073 and enter the access code 610-947-853.

If you have questions about the application process, please contact Mary Kate Smith, programs director, at mksmith@kappaalphatheta.org or (317) 876-8593, ext. 113.

STAY INFORMED

Be sure to regularly check your email (including your spam/junk mail folder) and Theta's social media channels for information related to the scholarship application process.

TEST TECHNOLOGY

Become familiar with SmarterSelect and how to use it. To optimize your experience, SmarterSelect recommends using Google Chrome as your web browser on either a desktop or laptop computer rather than an iPad, tablet, or smart phone to complete applications and recommendation forms. You can download Google Chrome for free at google.com/chrome.

Need-based applicants must also have access to Adobe Reader or a similar program to submit a PDF of their Student Aid Report. You can download Adobe Reader for free at get.adobe.com/reader.

WHAT IF I EXPERIENCE A PROBLEM WITH TECHNOLOGY?

Theta Foundation and SmarterSelect are not responsible for lost application information. Theta Foundation will not extend the deadline for any reason, including problems with technology or with submission of an application. We recommend saving your work often and completing and submitting your application well in advance of the deadline in case of any issues.

SELECT REFERENCES CAREFULLY & CONTACT THEM EARLY

It is up to your best judgment to select an appropriate Theta and academic or professional reference within the eligibility guidelines outlined on the REFERENCES page of the application. You are encouraged to think about selecting references in the context of a job or academic application rather than for membership recruitment purposes. Your references must be two different individuals (i.e., the same person cannot serve as both your Theta and academic/professional reference). You will be evaluated on the strength of your reference choices as well as the content of their recommendation forms.

After you confirm they are willing to submit recommendations on your behalf, verify your references' contact information and send recommendation requests via the REFERENCES page of your application as soon as possible. *You do not have to complete your application before sending recommendation requests.*

I'M HAVING TROUBLE CHOOSING MY REFERENCES. WHAT SHOULD I DO?

If you are struggling with selecting an appropriate Theta or academic/professional reference, you can take one of our reference eligibility "quizzes" to help verify your choice. You can find the Theta reference quiz [here](#) and the academic/professional reference quiz [here](#).

You may also consider the following tips when selecting references:

THETA REFERENCE Your Theta reference can be any member of the Fraternity who meets our basic eligibility guidelines, but a Theta reference who meets our preferred eligibility guidelines will be viewed more favorably. A **preferred** Theta reference will be your current or former supervisor or mentor in a Theta-related capacity. A recommendation from an alumna is required for alumnae applicants. Examples of **preferred** Theta references could include:

- ✓ Your current or former chapter advisor
- ✓ A Theta alumna who is a former college chapter officer
- ✓ A current or former ELC
- ✓ A Theta collegian who is a current or former college chapter officer

Examples of **ineligible** Theta references include:

- ✗ An individual related to you, including step-relatives
- ✗ A current Theta Foundation scholarship applicant
- ✗ A Theta Foundation trustee or staff member
- ✗ A member of Theta Foundation's Scholarship Committee

ACADEMIC/PROFESSIONAL REFERENCE An **appropriate** academic/professional reference will be an academic, community, or professional connection. Examples of **appropriate** academic/professional references could include:

- ✓ A current or former professor
- ✓ Your current or former academic advisor or supervisor
- ✓ A current or former employer

Each reference is required to submit Theta Foundation's online recommendation form; we will not accept separate letters of recommendation. The recommendation form requests basic information about the reference, details about your relationship, and responses about your accomplishments and character. The time required to complete the form varies, but references can expect to spend at least 30 minutes. Because there is potential for unexpected issues and technology glitches, we recommend submitting recommendations well in advance of the deadline.

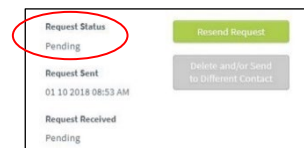
MONITOR THE STATUS OF RECOMMENDATION FORMS

You will be disqualified if one or more of your references' recommendation forms is not submitted by the deadline, even if you have submitted an application. You are solely responsible for ensuring your references submit complete recommendation forms on time, even if a reference does not initially receive a recommendation request message from SmarterSelect or forgets to submit a complete form.

Follow up with your references and review the instructions in the application for resending and canceling recommendation requests, including sending a request to a new reference. These tools should help you ensure both of your references submit recommendation forms on time.

HOW WILL I KNOW IF MY REFERENCES HAVE SUBMITTED THEIR RECOMMENDATION FORMS?

Review the "Monitoring & Confirming Request Status" section of the REFERENCES page of the application for information about verifying the status of your references' recommendation forms. You should also monitor the corresponding "Request Status" field for each recommendation request. Request Status options include:



- ◆ **NOT SENT** You have not yet sent a request for a recommendation to this reference. You should ask an appropriate contact to serve as one of your references, gather their contact information, and send the request as soon as possible. See the instructions on the REFERENCES page of the application for more information about sending recommendation requests.
- ◆ **PENDING** You have sent a recommendation request to this reference, but they have not yet submitted the recommendation form via SmarterSelect. Follow up with the reference to confirm the request was received and that the recommendation form will be submitted before the deadline. See the REFERENCES page of the application for more information about resending and canceling recommendation requests if necessary.
- ◆ **RECEIVED** This recommendation form has been successfully submitted by the reference.

CHECK YOUR ACTIVITY ENTRIES

When entering your work experience, non-Theta activities, and Theta & Panhellenic service, follow directions carefully and enter information in the appropriate sections. **Keep in mind that more entries can equate to more points.** If you're on the fence about including a position/activity in your application, include it! *If you enter a position/activity in the incorrect section, you will not earn points for that entry.*

WHAT IF A THETA OFFICE I HELD NOW HAS A DIFFERENT TITLE?

Please refer to the chart below to determine current executive officer position titles if an office name has changed since your tenure. As noted on the THETA & PANHELLENIC SERVICE page of the application, if an office is not listed as an option in a dropdown menu, please enter it in the "Other Theta & Panhellenic Activities" section.

CURRENT OFFICER TITLE	FORMER OFFICER TITLE(S)
Vice President Administration	Chief Administrative Officer
Vice President Diversity, Equity, & Inclusion	Chief Diversity, Equity, & Inclusion Officer
President	Chief Executive Officer
Vice President External Affairs	Chief External Affairs Officer/Chief Marketing Officer/ Vice President Public Relations/Director of Public Relations
Vice President Finance	Chief Financial Officer
Vice President Education	Chief Learning Officer/Chief Education Officer
Vice President Operations	Chief Operating Officer/Vice President Development
Vice President Panhellenic	Chief Panhellenic Officer
Vice President Membership	Chief Recruiting Officer

PROOFREAD, PROOFREAD, PROOFREAD

You are responsible for editing your application for accuracy prior to submission. You may be disqualified for submitting false or inaccurate information and may be reported by Theta Foundation to Kappa Alpha Theta Fraternity with a potential impact on your membership.

When entering information into your application, particularly the narrative components, remember that the application is your only chance to make a good impression with evaluators. Theta Foundation's scholarship program is competitive, and we have high standards. Make sure your responses are well-written and free of errors; a poorly written personal statement will negatively affect your application score, and incorrect or incomplete answers may result in disqualification. **Keep in mind that the narrative response fields within the application DO NOT contain spell-check.**

WHERE CAN I GET HELP WITH WRITING MY PERSONAL STATEMENT?

Your personal statement makes up a significant part of your application and the evaluation process. There are a number of resources to help you construct a well-written response as part of a competitive application submission for Theta Foundation scholarships. A couple suggestions include:

- ◆ **PURDUE OWL** The Purdue Online Writing Lab (OWL) offers free resources to help all students—not just Purdue students—with the writing process, including outlining, avoiding plagiarism, rhetoric and logic, and style and language. You can access the Purdue OWL at: <https://owl.purdue.edu/owl>.
- ◆ **YOUR CAMPUS WRITING CENTER** Most campuses have a writing or tutoring center to help students with writing projects. Ask your academic advisor or another campus professional where to find your campus writing center and then make an appointment to go over your response with a writing center staff member.

OBTAIN YOUR STUDENT AID REPORT ASAP

If you are a college member applying for need-based scholarships, be sure to submit your 2023-2024 Free Application for Federal Student Aid (FAFSA) as soon as possible so you can upload a PDF of your [Student Aid Report \(SAR\)](#) on the NEED-BASED SCHOLARSHIP INFORMATION page of the application.

Theta Foundation can only accept a complete, official 2023-2024 Student Aid Report in PDF format that reflects FINAL 2021 federal income tax filing information; we will not accept the SAR Acknowledgment.

TIPS FOR SUBMITTING YOUR FAFSA TO ENSURE TIMELY RECEIPT OF YOUR SAR

Submitting your FAFSA as soon as possible not only ensures you are considered for first-come, first-served federal, state, and institutional aid, but it also gives you ample time to obtain your SAR for your Theta Foundation scholarship application. To ensure you successfully submit your FAFSA and receive your SAR before Theta Foundation's application deadline, we recommend the following:

- ◆ **ACCESS YOUR 2021 INCOME TAX INFO** You must include your and your parents' 2021 federal income tax information to complete an accurate and final FAFSA. The federal government provides a tool for transferring requested IRS tax information to an online FAFSA form.
- ◆ **SUBMIT YOUR FAFSA ONLINE** Theta Foundation encourages you to file your FAFSA electronically at www.studentaid.gov. Submitting your FAFSA online and providing your valid email address will ensure your FAFSA is processed quickly and your SAR is generated in a timely manner.

If you submit your FAFSA online, the U.S. Department of Education will email you a link to your SAR 3-5 days after your FAFSA has been processed; follow the directions in the email to obtain your SAR. Otherwise, you will receive a paper copy of your SAR in the mail; be sure to scan it and upload a PDF to your Theta Foundation scholarship application.

SUBMITTING YOUR APPLICATION

Theta Foundation will not accept late materials for any reason. There will be no exceptions to this requirement.

CAN I SUBMIT APPLICATION MATERIALS AFTER THE DEADLINE?

No; Theta Foundation will not accept late materials, including, but not limited to: applications, recommendation forms, and all scholarship acceptance materials.

For Theta Foundation to review your application, we must receive three complete components by the deadline of **6 p.m. Eastern Standard Time on Wednesday, March 1, 2023:**

- ◆ Application
- ◆ Recommendation form submitted by your Theta reference
- ◆ Recommendation form submitted by your academic/professional reference

THERE ARE NO EXCEPTIONS TO THE DEADLINE.

WHAT IF I'VE FINISHED MY APPLICATION, BUT I'M MISSING RECOMMENDATION FORMS?

You may submit your application before your references submit their recommendation forms, but **your application will only be considered if all components are submitted by the deadline.**

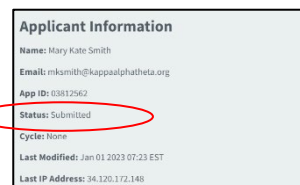
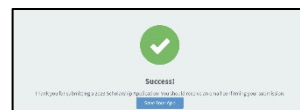
Review the REFERENCES page of the application and the reference tips & guidance in this guide for information about monitoring the status of your references' recommendation forms.

CONFIRMING YOUR SUBMISSION

When you successfully submit your application, you will receive two confirmation messages:

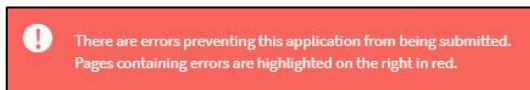
- ◆ An on-screen confirmation. *You may not be able to access your submission after the deadline, so please click the "Save Your App" button to save a copy for your records.*
- ◆ An email with a confirmation code. Please save this message for your records.

You can also verify your application submission status by re-opening your application and reviewing the "Applicant Information" box at the top of the page.



WHAT SHOULD I DO IF I'M HAVING TROUBLE SUBMITTING MY APPLICATION?

If your submission is not successful, the page will refresh and you will see an error message at the top of the page.



Select the page(s) highlighted in the navigation pane to identify any errors. After you have corrected the errors, navigate to the TERMS OF AGREEMENT & SUBMISSION INFORMATION page and attempt to submit your application again.

If you continue to have trouble, please contact Theta Foundation's programs team as soon as possible.

UPDATING A SUBMITTED APPLICATION

You can update your application after you initially submit it up until the deadline. To update your application:

- ◆ Log in to your application, complete changes, and re-submit. If your update is successful, you will see an on-screen confirmation message and will receive a new confirmation email.
- ◆ Review the REFERENCES page of the application for information about updating references' contact information if a reference is unable to submit a recommendation form by the deadline.

EVALUATION & SELECTION

If you successfully submit a complete application, Theta Foundation will consider you for all scholarships for which you qualify. In addition to eligibility and scholarship usage parameters, evaluation and selection criteria may include, but are not limited to:

- ◆ Strength of cumulative Grade Point Average (GPA) or equivalent.
- ◆ Demonstrated commitment to personal excellence and professional growth through work experiences.
- ◆ Demonstrated commitment to the widest influence for good through non-Theta activities.
- ◆ Demonstrated commitment to Kappa Alpha Theta and the fraternal community through Theta and Panhellenic service.
- ◆ Demonstrated effort in personal statement response, a fully developed response to the prompt, and strength of writing.
- ◆ Recommendations from references who are appropriate for a scholarship application, who can compellingly speak to the applicant's commitment to education, service, and/or personal excellence, and who can clearly articulate specific details about the applicant's character.
- ◆ Demonstrated financial need (*for need-based applicants only*).

AWARD STATUS NOTIFICATION

On the first award status notification date of May 5, 2023, Theta Foundation will notify each applicant via email whether or not they were selected as a scholarship recipient. Your notification will be sent to the preferred email address listed on your Theta Portal profile. You can update your contact information at any time by following the instructions on page 3 of this guide.

In the event an initially selected scholarship recipient can no longer accept an award or fails to submit award acceptance documents by the deadline of May 31, 2023, an alternate recipient may be selected. Alternate recipients will be notified via email on the alternate recipient notification date, June 2, 2023.

WHAT SHOULD I DO IF I DON'T RECEIVE A NOTIFICATION EMAIL ON MAY 5, 2023?

Applicants who do not receive an email notification on the first notification date should contact Theta Foundation's programs manager at rsoll@kappaalphatheta.org **within 24 hours of the notification date.**

Theta Foundation will not make exceptions to award acceptance deadlines for applicants who do not receive email notifications and who fail to follow up with the programs manager within 24 hours of the published notification dates on page 2 of this guide.

AWARD ACCEPTANCE EXPECTATIONS

Scholarship recipients are required to complete the award acceptance process themselves. As a condition of applying, applicants agree Theta Foundation will not communicate with third parties, including parents, regarding application or award status.

If you are selected to receive a scholarship, Theta Foundation will provide complete information about acceptance requirements and deadlines in the official award status notification messages. Required acceptance documents will include, but are not limited to, an official transcript. The transcript will not need to reflect Spring 2023 grades. If Spring 2023 grades are reflected, Theta Foundation will verify your academic information (such as cumulative GPA) based on the GPA date range indicated in your application.

WILL I FORFEIT MY SCHOLARSHIP IF I MISS THE ACCEPTANCE DEADLINE?

Yes; failure to submit all required information, failure to verify information submitted in your application, or failure to do so by the award acceptance deadline will result in forfeiture of an award. There are no exceptions to the deadlines. Scholarship recipients who are unable to accept or use their awards for any reason should notify Theta Foundation immediately to ensure all scholarship funding can be awarded.

QUESTIONS? CONTACT US!

For any questions not addressed in the application or this guide, please contact the Theta Foundation programs team:

Mary Kate Smith, Programs Director



mksmith@kappaalphatheta.org



317.876.8593 ext. 113

Rachel Soll, Programs Manager



rsoll@kappaalphatheta.org



317.876.8593 ext. 1004

Theta Foundation will only answer questions about applications from applicants and references and will not communicate with third parties. Questions may only be answered during normal business hours (Monday through Friday, 8:30 a.m. – 4:30 p.m. Eastern Time), including the day applications are due, Wednesday, March 1, 2023.